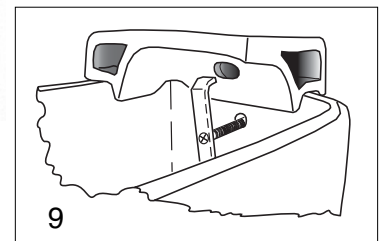






TITAN™ 17" and TITAN™ 15"

1.6 GPF/6 LPF Two-Piece Toilets



Tank
Model #s:
141-0777
141-0772
141-0773
141-0771
141-0782



Recommended Toilet Seat:
Plain Rim 124-0240-__ (add color code) or Elongated Rim 124-0245-__ Premium Solid Plastic Seat

	DESCRIPTION	PART #	FINISH (if applicable)
1	Ballcock/Float Valve	495-0244-08	
2	Category 7™ Flush Valve	495-5400-00	
3	Chlorine-resistant flapper and metal chain only	495-6077-00	
4	Flush lever	495-2777-00 495-2777-82 495-2777-96 495-2778-00 495-2779-00 495-2777-25 495-2777-35	White (standard on White tanks) Natural/Bone (Standard on Natural tanks) Biscuit (Standard on Biscuit tanks) Polished Chrome Polished Chrome for Right-Hand Acuator Tank (141-0782) Brushed Nickel Oil-Rubbed Bronze
5	Accessory/ Mounting Hardware Bag (includes tank mounting hardware, self-adhesive tank lid bumper pads, and tank to bowl gasket)	495-6010-00	
6	Tank to bowl gasket only	495-5677-00	
7**	Bolt caps (pair)	495-0908-__	
8**	Tank lid only	151-0777-__	
9	Complete locking device (141-0771 and 141-0772 Tanks Only)	495-6045-00	Note: For locking tanks. Includes bolts (2) and locking device brackets (2)

** Please specify color by adding the appropriate color code number to the end of the part number:

- | | | | |
|----------|------------------|----------|------------------|
| 00 | White | 79 | Glacier Blue (S) |
| 43 | Platinum (S) | 82 | Natural/Bone (S) |
| 47 | Onyx (P) | 89 | Zinfandel (S) |
| 50 | Peach Bisque (S) | 91 | Verde (P) |
| 57 | Dusty Rose (S) | 96 | Biscuit (S) |
| 67 | Ruby (P) | | |

(S) = Standard Color
(P) = Premium Color